



QUANTUM
LOGISTICS PARK



ONE



QUANTUM

LOGISTICS PARK



- 18 DOCK LEVELLERS
- 4 EURO DOCK LEVELLERS
- 2 LEVEL ACCESS DOORS



FAST & EFFICIENT CONNECTIVITY
 Dublin Airport, M50, M1 & M2 Motorways and the Port Tunnel



14 M CLEAR INTERNAL HEIGHT



40 M YARD DEPTH

SETTING A NEW STANDARD OF LOGISTICS DEVELOPMENT IN IRELAND

206,000 SQ FT

STATE OF THE ART, HIGHLY SUSTAINABLE WAREHOUSE & OFFICE FACILITY

**W
N
O**

AT THE CENTRE OF IRISH LOGISTICS

DRIVE TIMES (MINUTES)

N2 (100M)	1
M50 MOTORWAY (3KM)	2
DUBLIN INTERNATIONAL AIRPORT (7KM)	10
DUBLIN PORT TUNNEL (12KM)	14
DUBLIN CITY CENTRE (11KM)	23



EASY ACCESS TO N2 AND M50



ONLY 10 MINUTES DRIVE TO DUBLIN AIRPORT ENTRANCE

LINKS



M1

J3



M50



QUANTUM ONE

M50 (J5)

ENTRANCE 2

ENTRANCE 1

N2



QUANTUM
LOGISTICS PARK

STATE OF THE ART BUILDINGS
WHICH WILL RAISE THE BAR
FOR LOGISTICS DEVELOPMENT
IN IRELAND.

DEVELOPED BY **IPUT** REAL ESTATE
DUBLIN

FULL PLANNING PERMISSION GRANTED BY FINGAL COUNTY COUNCIL

THE PARK



THE PARK WILL BE LANDSCAPED TO PREMIUM STANDARDS, INCORPORATING NATURE, EMPLOYEE HEALTH & WELLBEING AREAS, ART INSTALLATIONS AND A CENTRAL PLAZA FOR OUTDOOR COLLABORATION.



RUNNING TRACK



MULTI-USE GAMES AREA



OUTDOOR EXERCISE AREA



PUBLIC ART INSTALLATIONS



BIODIVERSITY, 750 TREES, 40,000 SHRUBS



CENTRAL PLAZA, POP UP FOOD OFFERING



MASTERPLAN



SUSTAINABILITY

IPUT REAL ESTATE IS DEDICATED TO DELIVERING THE HIGHEST SUSTAINABILITY CREDENTIALS FOR NEW LOGISTICS SPACE IN IRELAND.



ELECTRIC CAR (EV) CHARGING STATIONS

Supporting a low-emission commute, up to 10% of car parking spaces can have EV charging points. Ducting and termination points can be provided to other car parking spaces to provide for future charging points.



RENEWABLE ENERGY

On-site renewable energy production using roof mounted photovoltaic solar panels. Advanced sub-metering infrastructure for ongoing energy management and verification. NZEB (Nearly Zero Energy Building) compliant fabric and MEP design.



LED LIGHTING

High efficiency LED lighting system with daylight harvesting and occupancy controls. Interior and exterior LED light fittings to reduce energy costs.



RECYCLING

Dedicated space for storage and collection of recyclables to reduce environmental impact.



RAINWATER HARVESTING

Rainwater harvesting system to reduce potable water consumption.



ENERGY EFFICIENT BUILDING ENVELOPE

Advanced building envelope to improve thermal performance.



ENERGY USAGE MONITORING

Energy usage monitors installed in warehouse to ensure efficiencies are identified and implemented.



SITE PLAN

FLOOR	SQ M	SQ FT
WAREHOUSE INCL. MARSHALLING OFFICE	17,522	188,603
GROUND FLOOR OFFICES & STAFF FACILITIES	495	5,331
FIRST FLOOR OFFICES (incl. Plant)	564	6,071
SECOND FLOOR OFFICES	520	5,599
TOTAL	19,101	205,604

Measurement Application - Gross External.

ACCESS TO:
N2 M50



RUNNING TRACK

MULTI-USE GAMES AREA WITHIN PARK

FAST CONNECTIVITY TO
M50 Motorway, N2, Dublin Airport
and The Port Tunnel



22 HGV PARKING SPACES



14 M CLEAR INTERNAL HEIGHT



20 BICYCLE SPACES



MARSHALLING OFFICE



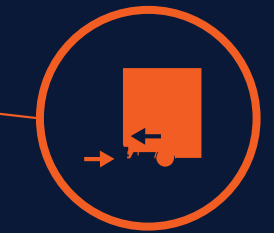
157 CAR PARKING SPACES
Including 16 electric car parking spaces



1 LEVEL ACCESS DOOR




18 DOCK LEVELLERS
4 EURO DOCK LEVELLERS



1 LEVEL ACCESS DOOR



CAT A OFFICES AND STAFF FACILITIES

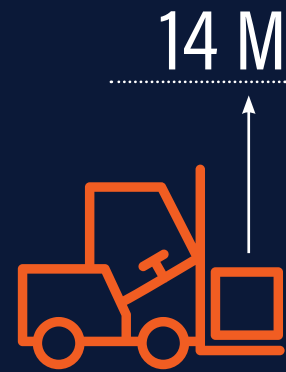


40 M DEEP YARD

FM1 CLASS WAREHOUSE FLOOR

REACH TRUCKS CAN OPERATE AT ABOVE 13 M WITHOUT SIDE-SHIFT

UDL 75kN/m²



18 DOCK LEVELLERS,
4 EURO DOCK LEVELLERS
& 2 LEVEL ACCESS DOORS



22 HGV PARKING
SPACES



TRANSLUCENT AOV'S
(Smoke vents) to maximise
natural light



10% TRANSLUCENT
ROOF LIGHTS
% Can be increased,
if required



14 M
CLEAR INTERNAL HEIGHT



**PREMIUM CAT A
OFFICES AND EMPLOYEE
FACILITIES WITH A
FEATURE RECEPTION**

- ✓ FLEXIBLE FLOORPLATES
- ✓ FLOOR TO CEILING WINDOWS
MAXIMISING NATURAL LIGHT
- ✓ 5G BROADBAND AVAILABLE
- ✓ 157 CAR PARKING SPACES
INCLUDING 16 ELECTRIC CAR
PARKING SPACES
- ✓ 20 BICYCLE SPACES



OFFICE



1.6 MILLION PEOPLE WITHIN 30 MINS DRIVE OF QUANTUM LOGISTICS PARK



PROVEN LOCATION FOR LOGISTICS BUSINESSES

EASE OF ACCESS TO ALL MAJOR ROUTES

DRIVE TIMES (FROM DUBLIN)

BELFAST	1HR 45MINS
GALWAY	2HR 15MINS
LIMERICK	2HR 15MINS
ROSSLARE	2HRS
CORK	2HR 45MINS



MEETING OUR TEAM ON SITE?
GPS: 53.4202635, -6.3231090

IPUT REAL ESTATE DUBLIN

Our Vision

Our vision is to set the benchmark for excellence in Irish real estate and positively shape the future of our city.

Who We Are

We are Ireland's leading commercial property investment company and the largest owner of offices and logistic assets in Dublin. We are a long-term investor with a 50-year track record in real estate. We own and manage a portfolio comprising over 5 million sq ft, with a net asset value of over €2.7 billion.

We have an international reputation for delivering the highest quality in everything we do. Our goal is to own exceptional buildings that set new standards in design and sustainability in order to attract best-in-class occupiers, drive long-term shareholder value and contribute positively to the communities in which we work. By sustainably investing in the public realm, we make a positive contribution to the social and cultural fabric of our city.

Philosophy

We are passionate about our buildings and our presence in the city. We make long-term investment decisions for the benefit of our stakeholders, with an emphasis on excellence in design, sustainability and the occupier experience.

iput.com



Pictured:

1. Unit 1 Dublin Airport Logistics Park (184,886 sq ft)
2. 103 Northwest Business Park (134,484 sq ft)
3. Unit G, Aerodrome Business Park (120,300 sq ft)

PROFESSIONAL TEAM

ARCHITECTS:	TOT ARCHITECTS
STRUCTURAL ENGINEERS:	OCSC
QUANTITY SURVEYORS:	KSN
M&E ENGINEERS:	METEC
SUSTAINABILITY CONSULTANTS:	METEC CONSULTING ENGINEERS
FIRE & DAC:	ORS

JOINT AGENTS



PSRA Lic. No. 002027

Philip Harvey

T: +353 1 453 2755
 M: +353 87 839 3992
 E: pharvey@harvey.ie
 harvey.ie



PSRA Lic. No. 001528

Garrett McClean

T: +353 1 618 5500
 M: +353 87 268 9154
 E: garrett.mcclean@cbre.com
 cbre.ie



DISCLAIMER

These particulars are set out as a general outline for potential tenants and whilst every care has been taken in their preparation, they do not constitute an invitation to treat, or an offer or contract of any kind. All descriptions, floor areas, site areas, dimensions, plans, maps, computer generated images, references to condition, permissions or licences of use or occupation, access and other details, are for guidance purposes only and may be subject to change. The particulars and information are given in good faith and are believed to be correct, but any intending tenant should not rely upon them as statements or representations of fact, and is specifically advised to satisfy themselves as to their accuracy by carrying out their own due diligence at their own expense. No employee or principal of William Harvey Ltd t/a HARVEY or CBRE has any authority to make or give any representation or warranty in respect of the property and no liability will be accepted in respect of any loss suffered by any intending tenant or third party arising out of these particulars or information. Rents are quoted exclusive of outgoings, VAT and any other applicable taxes that the tenant will be liable for.

All images depicting Unit One Quantum Logistics Park are CGI's (Computer Generated Images).

TEAM



QUANTUMLOGISTICSPARK.COM